



POWERING MOTION™

## **ACTYTOE™ & SOFTOES™**

**Hallux Valgus & Foot care solutions**

Training presentation

FOR INTERNAL USE ONLY





***REDISCOVER THE JOY OF A CAREFREE STEP...***

***... WITH THE NEW STANDARDS IN FOOT CARE.***

A woman with long dark hair is sitting on a light-colored sofa in a bright room with large windows. She is wearing a blue cardigan over a white top and blue jeans. She is holding a white and blue foot care device on her right foot. The device has a white handle and a blue sensor unit. The word "AIRCAS" is visible on the device. The background shows a view of greenery through the windows.

**AIRCAS<sup>®</sup>**

ActyToe™  
Hinged splint



ActyToe™ Night  
Rigid splint



ActyToe™ Lift  
Mid-foot brace  
with pad



SofToes™

Toe cushion



Forefoot pad



Forefoot pad with ring



Toe separator



Toe cap



Toe spreader



Little toe protector



Toe ring



Bunion protector



AIRCAST®

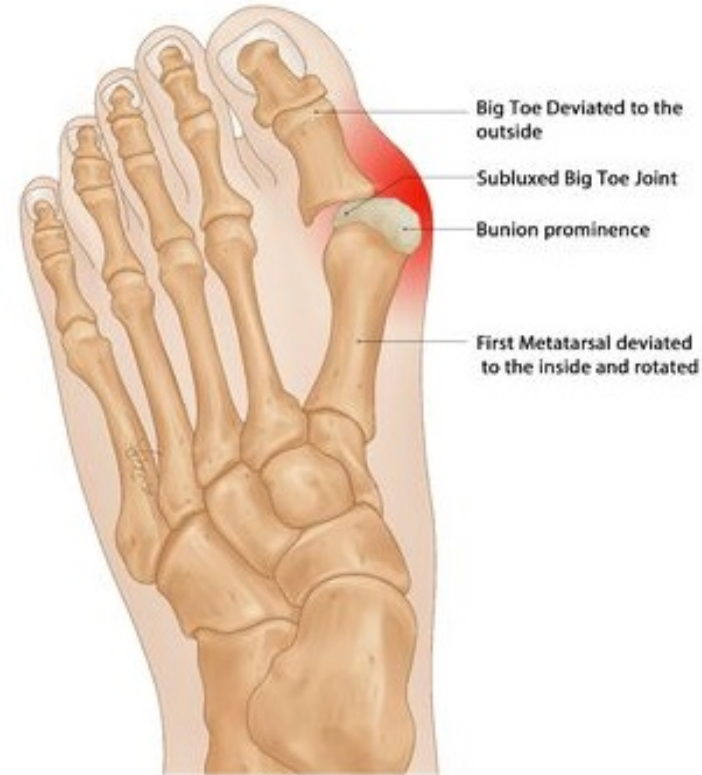
*HALLUX VALGUS  
& FOOT CARE  
SOLUTIONS*

# ***HALLUX VALGUS***



# HALLUX VALGUS

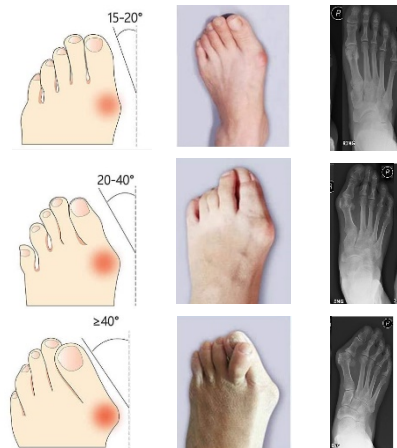
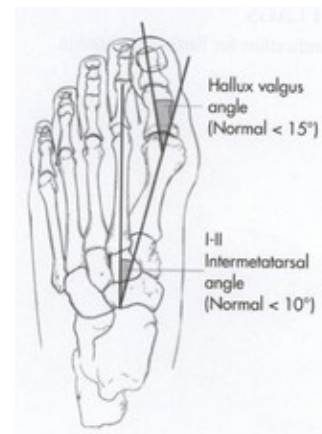
- “**Hallux**” refers to big toe
  - “**Valgus**” deviation: big toe deviates from its straight axis, and points in the direction of the little toe
- “**Bunion**”: bony protrusion on the inside of the foot



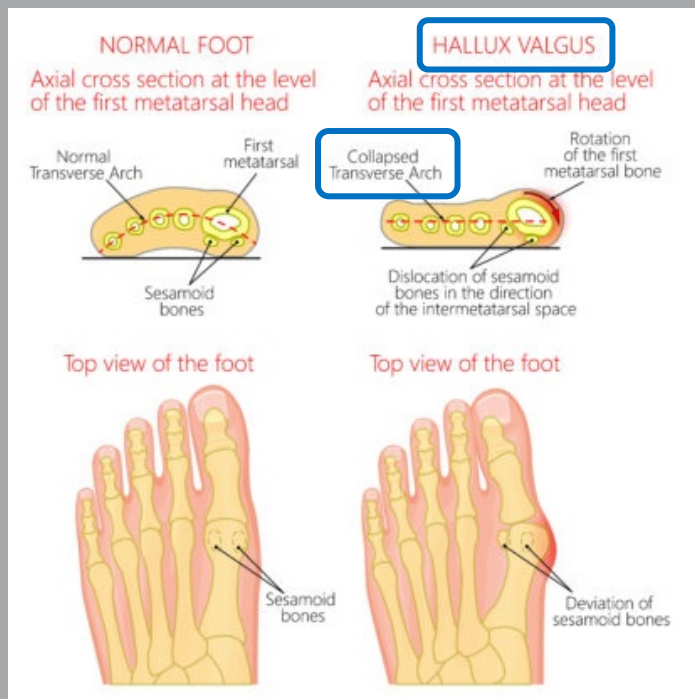
# HALLUX VALGUS

- Severity of deformity

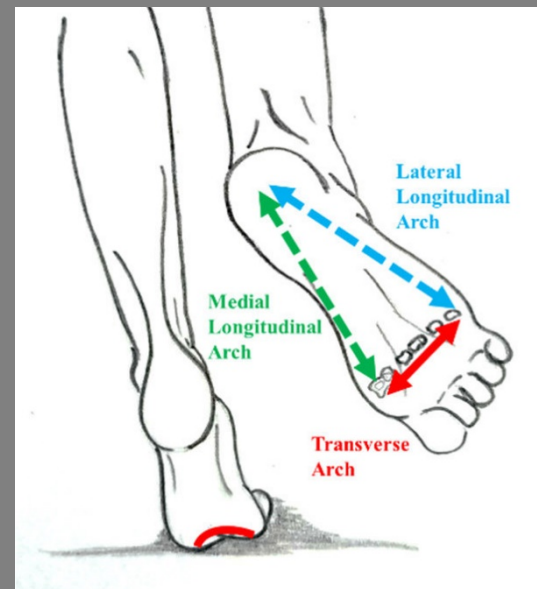
Stage	Hallux Valgus Angle (HVA)	Symptoms
Normal	< 15°	N/A
Mild	< 20°	Toe squeezing Inflammation of joints & ligaments <b>Occasional pain</b>
Moderate	20-40°	Overlapping toes Collapse of transverse arch, flat feet <b>Regular pain</b>
Severe	< 40°	Affecting normal life Difficulty to walk. <b>Severe pain</b>



# HALLUX VALGUS



- Arches of the foot





# HALLUX VALGUS

## • Epidemiology

- Most common pathology of the big toe
- Occurs roughly in:
  - 23% of adults aged 18 to 65 years<sup>1</sup>
  - 35% of adults aged 65 and over<sup>2</sup>
- In 84% of cases, the **deformity is bilateral**<sup>3</sup>
- In school-age patients, the deformity affects **females** 2–3 times more frequently than males
- In the 3rd–5th decade of life this ratio increases to **15:1**



***Mostly middle-aged women***



1- Mansur H, Cardoso V, Nogueira T, Castro I. Relationship between quality of life and radiological parameters after hallux valgus correction. Acta Ortop Bras 2020;28:65–8.

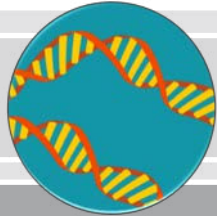
Wülker N, Mittag F. The treatment of hallux valgus. Dtsch Arztebl Int 2012;109:857–68.

2- Glasoe WM. Treatment of progressive first metatarsophalangeal hallux Valgus deformity: a biomechanically based muscle-strengthening approach. J Orthop Sports Phys Ther 2016;46:596–605.

3- Boychenko AV, Solomin LN, Parfeyev SG, Obukhov IE, Belokrylova MS, Davidov DV. Efficacy of bilateral simultaneous hallux valgus correction compared to unilateral. Foot Ankle Int 2015;36:1339–43.

# HALLUX VALGUS

- Causes



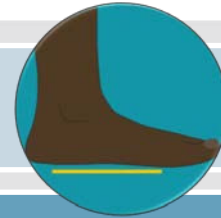
Genetics



Gender



Age



Flat foot

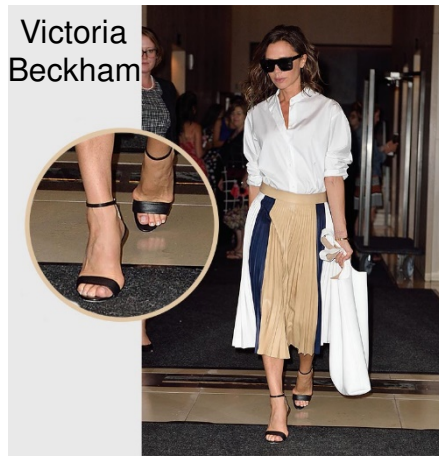


Arthritic conditions

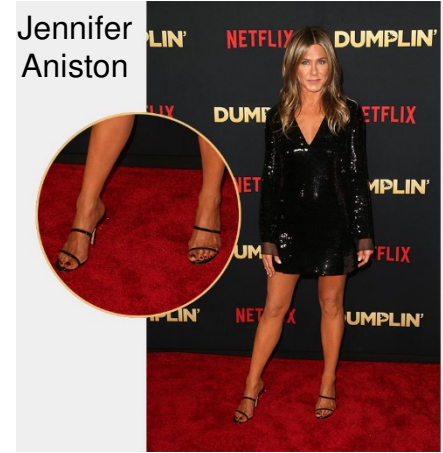




Amal Clooney



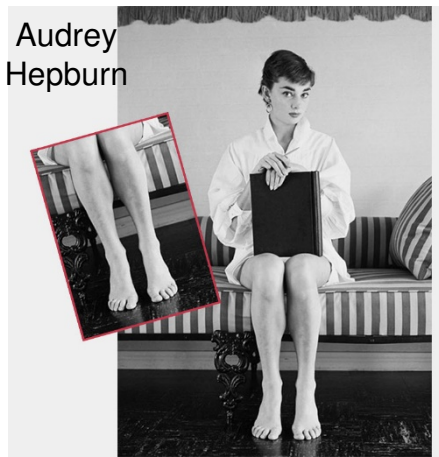
Victoria Beckham



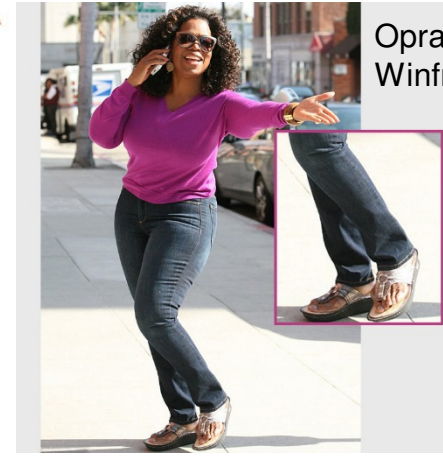
Jennifer Aniston



Meghan Markle



Audrey Hepburn



Oprah Winfrey



# HALLUX VALGUS

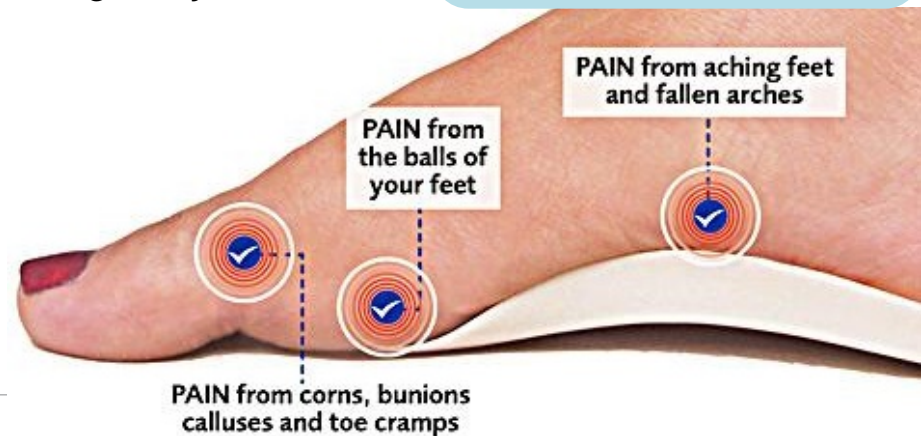
- Symptoms

- Abnormal angle of the big toe
- Hard bump on the outside of the big toe joint
- Restricted range of motion of the big toe or joint
- Pain in the foot or toe
- Redness, soreness and swelling surrounding toe joints
- Burning sensation
- Skin irritations
- The formation of corns/calluses



## Possible complications:

- Hammertoes
- Metatarsalgia
- Bursitis



# HALLUX VALGUS

- Non-surgical treatments
  - Proper footwear
  - Activity modifications
  - Medications
  - Foot exercises
  - Icing
  - Padding (pads, shoe inserts)
  - Arch supports
  - Bunion splints



## Surgical treatments:

- If non-surgical treatments fail to relieve bunion pain
- When the pain of a bunion interferes with daily activities
  - **Reduction of pain & deformity**

# HALLUX VALGUS

- Evidence



- Bunion splints
- Orthotics – medial arch support, metatarsal pad
- Toe spacers

→ These have all been shown to reduce pain and provide symptomatic relief

Andrea S Aebischer, Samuel Duff. Bunions: A review of management. Aust J Gen Pract 2020 Nov;49(11):720-723. doi: 10.31128/AJGP-07-20-5541

**INTRODUCING  
THE NEXT GENERATION  
OF FOOT CARE...**



**AIRCAST®**

**NEW**

Support

Prevention

Comfort

Ergonomic

High Quality

Correction

Protection

**NEW**

**NEW**

***HALLUX VALGUS & FOOT CARE SOLUTIONS***





# HALLUX VALGUS SUPPORTS

AIRCAST®

1



**ActyToe™**

Hinged  
splint

2



**ActyToe™  
Night**

Rigid splint

3



**ActyToe™  
Lift**

Soft mid-foot  
brace with  
pad

# 1. ACTYTOE™ – HINGED SPLINT

## INTENDED USE / INDICATIONS

- **Pain relief** in patients with symptomatic HV
- **Mild or moderate mal-positioning** of the big toe
- Maintaining position after **HV surgery**

## CHARACTERISTICS

- **Low-profile design**
- Anatomically contoured splint
- Breathable and lightweight materials
- For **day and night wear**
- Suitable for **walking**
- **For left and right foot**
- Can be worn with wide footwear
- Latex free



# ACTYTOE™ - HINGED SPLINT

Available in 3 sizes

For optimal fit



**Adjustable mid-foot strap**

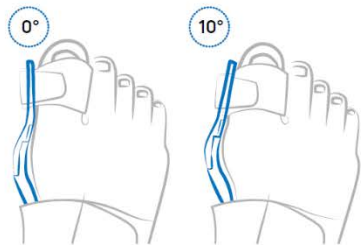
To support the transverse arch and help stabilize the mid-foot

**Articulated splint**

Helps achieve pain-free movement of the big toe

**Adjustable big toe strap**

To help gently correct misalignment of the big toe



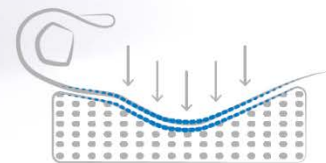
**Interchangeable big toe part**

- Offers gentle correction at 2 angles (0° or 10°) to aid different degrees of deformation
- For individualized fit and increased patient comfort and compliance



**Soft "memory foam" cushion**

- To comfort and help protect the bunion
- Aid relief of the metatarsal-phalangeal joint against pressure points



**Lockable joint in 0° or 30° dorsi- and plantar flexion**

Customized application: three optional locking positions to hold the big toe at a predetermined angle, depending on treatment requirements



Features  
& Benefits

# 1. ACTYTOE™ – HINGED SPLINT

- Blocking mechanism



1	<u>Blocked in 0°</u> : mainly for post-operative immobilization (immobilization of the big toe joint). Or during night (conservative treatment)
2	<u>Blocked in 30° plantarflexion</u> : for conservative and pre-op treatment to over stretch the tendon (stretch shortened parts of the capsule, pulling the big toe). Not suitable for walking

*The tendons and the joint capsule are shortened due to the hallux misalignment.*

# 1. ACTYTOE™ – HINGED SPLINT


- Kit composition



1	Splint supplied with big toe part at 0° and removable side cushion
2	Extra knob to assemble the mid-foot and big toe parts at the level of the splint joint
3	Two locking clips
4	Big toe part at 10° (to adapt to more severe deformation angles)

# 1. ACTYTOE™ – HINGED SPLINT

- Fitting instructions



<https://youtu.be/agHoau7Xiy8>

# 1. ACTYTOE™ – HINGED SPLINT

- Ordering information



Part Number	Shoe size			Size
	EU	UK Men	UK Women	
82-04S	< 36	< 4	< 3.5	S
82-04M	35 – 42	3.5 – 8	3 – 7.5	M
82-04L	41 - 46	7.5 – 11.5	7 - 11	L

# ACTYTOE™ VS HALLUFIX®

- Product comparison



## ActyToe™

Lockable joint in 0° or 30° dorsi- and plantar flexion (for post-operative immobilization and protected range of motion)

Interchangeable 0° or 10° big toe part

Memory foam cushion

Available in 3 sizes (S, M, L)

Fits EU shoe sizes 34-46

For night and day use

## Hallufix® Bunion Aid

Hinge is not lockable

Angle of big toe part is not adjustable

Gel cushion

Available in 3 sizes (S, M, L)

Fits EU shoe sizes 34-46

For night and day use



**ActyToe™ is more adjustable & functional**



## 2. ACTYTOE™ NIGHT – RIGID SPLINT

### INTENDED USE / INDICATIONS

- **Pain relief** in patients with symptomatic HV
- **Mild or moderate mal-positioning** of the big toe
- Maintaining position after **HV surgery**

### CHARACTERISTICS

- **Low-profile design**
- Anatomically contoured splint
- Breathable and lightweight materials
- For **night & rest periods**
- **For left and right foot**
- Latex free



## 2. ACTYTOE™ NIGHT



### Adjustable mid-foot strap

To support the transverse arch and help stabilize the mid-foot

### Available in 3 sizes

For optimal fit

### Adjustable big toe strap

To help gently correct misalignment of the big toe

### Soft "memory foam" cushion

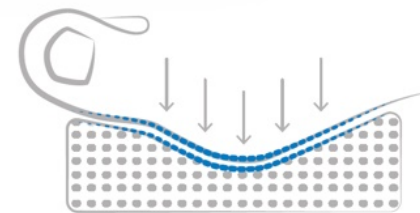
- To comfort and help protect the bunion
- Aid relief of the metatarsal-phalangeal joint against pressure points

### Rigid splint

To aid immobilization and support at night and during rest



Features  
& Benefits



## 2. ACTYTOE™ NIGHT – RIGID SPLINT

- Ordering information



Part Number	Shoe size			Size
	EU	UK Men	UK Women	
82-05S	< 36	< 4	< 3.5	S
82-05M	35 – 42	3.5 – 8	3 – 7.5	M
82-05L	41 - 46	7.5 – 11.5	7 -11	L



# ACTYTOE™ VS ACTYTOE™ NIGHT

- Product comparison



Treatment requirements		ActyToe™ Hinged splint	ActyToe™ Night Rigid splint
<b>Correction</b>	Gently realigns and prevents overlapping of big toe → Relieves bunion pain and pressure	✓ Adjustable correction angles at 0° or 10°	✓ Correction angle at 0°
<b>Bunion protection</b>	Reduces swelling and irritation from friction Protects the irritated tissues and absorbs pressure	Memory foam cushion for long-term wearing comfort	Memory foam cushion for long-term wearing comfort
<b>Conservative treatment Pre-operative splinting</b>	Helps prevent further Bunion progression	✓	✓
	Over stretches the tendon and the capsule, pulling the big toe	Individual adjustment options: Flexion/extension can be locked in 30° position	No locking mechanism in 30° position
<b>Post-operative splinting</b>	Maintains surgical fixation, proper positioning of the big toe	✓	✓
	Immobilizes the metatarsophalangeal joint of the big toe	✓ Individual adjustment options (0° and 30° positions)	✓

# ACTYTOE™ VS ACTYTOE™ NIGHT

Product requirements		ActyToe™ hinged splint	ActyToe™ Night rigid splint
<b>Comfort</b>	Soft and lightweight materials Anatomically contoured splint and curved straps	✓	✓
<b>Ease of use</b>	Secure fit (two adjustable straps)	✓ Simple to adapt	✓ Tool-free fitting
<b>Convenience</b>	For day and night wear	✓	
	For night and rest periods		✓
	For right or left foot	✓	✓
	Suitable for walking	✓ (fits in shoes with wide forefoot)	X
<b>Personalized fit</b>	Available in 3 sizes (S/M/L)	✓	✓
	For mild to moderate bunion	✓	✓
	Interchangeable big toe part (0° and 10° angle)	✓	X
<b>Durability</b>	Made with durable and high- quality medical grade materials	✓	✓
<b>Care</b>	Easily hand washed	✓	✓

# ACTYTOE™ LIFT – MID-FOOT BRACE WITH PAD

## INTENDED USE / INDICATIONS

- The mid-foot brace with **metatarsal pad** is designed to **lift the mid-foot** and support **transverse arch**, helping provide **pain relief** for conditions such as:
  - Hallux Valgus
  - Splay foot, flat foot (fallen arch)
  - Metatarsalgia

## CHARACTERISTICS

- **Low-profile design**
- Lightweight
- Suitable for **walking**
- **For left and right foot**
- Can be worn in a shoe
- **Universal size**
- Latex free



# 3. ACTYTOE™ LIFT

**Thin and soft materials**  
Help to maximize patient  
comfort and compliance

## Adjustable elastic strap

- Provides a strong hold and effective support to aid in pain relief
- For easy application and adjustment

**Non-elastic strap**

**Machine washable**



## Foot arch support pad

Lifts the transverse arch and helps to stabilize the mid-foot bones to help relieve pressure

## Slim design

Fits comfortably under socks and in shoes



### 3. ACTYTOE™ LIFT

- Ordering information

Part Number	Size
82-06	Universal





AIRCAST®



## SofToes™

*Rediscover the joy of movement*



# SOFTOES™

- Range of **9 foot care products**
- For a **variety of needs** in the toe area
- Ergonomic cushions provide
  - **Protection**
  - **Comfort**
  - **Support**

AIRCAST®



*Comprehensive range for everyday needs*

# SOFTOES™

- Features and benefits



## *Light menthol scent*

- For a fresh smell



## *Silicone like material*

- Durable and easy to clean, allows reuse
- Lightweight, skin friendly
- Hypoallergenic, PVC and latex free



## *Soft touch*

- For greater comfort



## *Coated with talcum powder*

- For initial ease of application and comfort



## *Universal size*

- One size fits most

# SOFTOES™



x1



## Bunion protector

- Separates closely positioned or overlapping big and 2nd toes
- **Prevents pain** from pressure or rubbing, skin irritation and corns between the big and 2nd toes
- **Limits the deviation** of the big toe by improving its alignment
- The ball protector provides pain and pressure relief in case of ball soreness



## Toe spreader

- Separates closely positioned or overlapping big and 2nd toes
- **Prevents pain** from pressure or rubbing, skin irritation and corns between the big and 2nd toes
- **Limits the deviation** of the big toe by improving its alignment
- Helps to relieve pain and discomfort from bunions

x2



# SOFTOES™



## Toe separator

- Separates dislocated and closely positioned toes
- **Reduces friction & pressure** between the toes
- Prevents blisters, corns and rubbing nails
- **Prevents pain** from pressure or rubbing, skin irritation and corns between the toes



x2

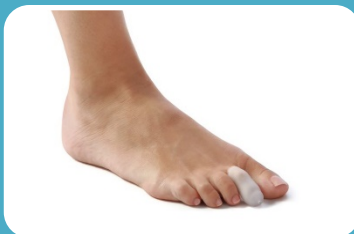


## Toe ring

- **Prevents pain** from pressure points
- **Relieves pressure and friction**
- Prevents corn formation



x2



## Toe cap

- **Prevents pain** from pressure points
- **Relieves pressure and friction**
- Prevents corn formation



x2

# SOFTOES™



## Forefoot pad

- Protects and relieves pressure on the forefoot area
- Can also serve as a non-slip foothold



## Forefoot pad with ring

- Protects and relieves pressure on the forefoot area
- Provides support of the transverse arch, cushioning and comfort



## Toe cushion

- Relieves pain in the toe area
- Reduces pressure on the toes and metatarsal heads





x1

## Little toe protector

- Little toe bunion = bunionette = tailor's bunion
- Relieves pain in case of ball problems at the little toe
- Protects against further pressure, friction and irritation
- Prevents corns and calluses, and sore skin and swelling



# SOFTOES™

UNIVERSAL SIZE

- Ordering information

Part Number	Description	Contents
82-10-01	Toe cushion	Pair: L&R
82-10-02	Forefoot pad	Pair: L&R
82-10-03	Forefoot pad with ring	Pair: L&R
82-10-04	Toe separator	x2
82-10-05	Toe cap	x2
82-10-06	Toe spreader	x2
82-10-07	Little toe protector	x1
82-10-08	Toe ring	x2
82-10-09	Bunion protector	x1







# MARKETING COLLATERAL




Hallux Valgus  
range brochure




ActyToe™  
datasheet



ActyToe™ Night  
datasheet



ActyToe™ Lift  
datasheet



SofToes™  
datasheet



A person is standing on a wooden floor, wearing a white and black prosthetic foot on their left foot. The prosthetic is a foot-and-ankle prosthesis with a white plastic shell and black straps. The person is wearing dark blue jeans. The background is slightly blurred, showing a wooden bench and some greenery. The text "Questions?" is overlaid on the left side of the image.

Questions?

THANK YOU